

Basic Flow rate Indicator / Totalizer

nothing more, nothing less



Advantages

- ✓ The B-Series is our most cost effective display but with all the benefits you may expect from a Fluidwell product: It's durable, reliable and very easy to operate. **Basic with a capital B!**
- ✓ Your crew is in control with our highly praised "know one, know them all" configuration structure, saving time, cost and aggravation.

Features

- ✓ Compact design.
- ✓ Displays instantaneous flow rate, total and accumulated total.
- ✓ Durable IP65 (Type4) field, wall or meter mount enclosure.
- ✓ One 20mm and two 16mm knock-out hole cable entries.
- ✓ "Know one, know them all" configuration structure.
- ✓ Easy reading and programming with clear alphanumeric display.
- ✓ Clear 12mm(0.5") numeric digits and 7mm(0.3") alphanumeric digits.
- ✓ Bright LED backlight.
- ✓ Auto backup of settings and running totals.
- ✓ Lithium AA battery and 10 - 30V DC power supply.

Inputs

- ✓ Ability to process the basic types of flowmeter signals: Namur, Reed-switch, NPN, PNP and Sine wave (coil).

Applications

- ✓ Basic flow measurement where a local flow rate indication and totalizer function is required without re-transmission functionality..
- ✓ The B-series offers you an economical solution for common industrial applications. Nothing more, nothing less.
- ✓ For intrinsically safe applications we offer our rugged, field mount [F-Series](#) indicators.
- ✓ For explosion proof applications we offer our [E-Series](#) indicators.
- ✓ For panel mount applications we offer our [D-Series](#) indicators.

General information

Introduction

The B-Basic is a local indicator to display the actual flow rate, total and accumulated total. The total can be reset to zero by pressing the CLEAR button twice. On-screen engineering units are easily configured from a comprehensive selection.

Display

The main process information is displayed with 7 digits (12mm, 0.47”) to show flow rate, total or accumulated total. The 7 alpha-numeric digits (7mm, 0.28”) are used for the flow rate measurement units and the clear setup menu messages. For good readings in full sunlight and darkness, the B-Basic is provided with a bright backlight.

Configuration

The B-Series uses the same highly appreciated configuration structure of our Fluidwell product series. Each setting is clearly indicated with an alphanumeric description, which avoids confusing abbreviations. Once familiar with one B-series product, you will be able to program all models in all series without a manual. In other words: know one, know them all.

Flow meter input

The B-Basic accepts the basic flowmeter input signals: Namur, Reed-switch, NPN, PNP and Sine wave (coil). The input signal type can easily be selected in the configuration menu.

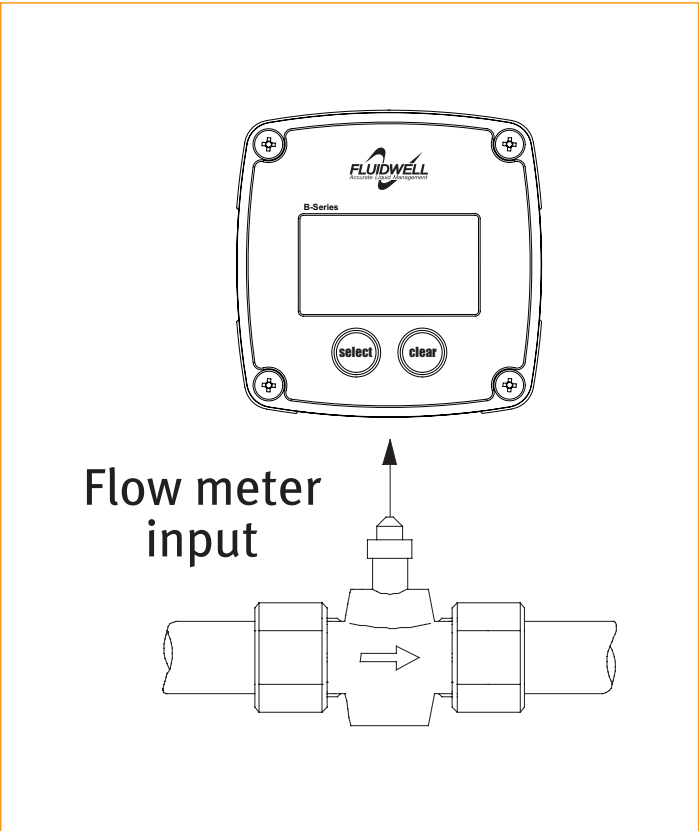
Power requirements

Two power inputs are available to supply the B-Series and sensor. The B-Basic can be powered with a single 3,6V lithium AA battery. The basic 10 - 30V DC power supply can supply the B-Basic including the backlight.

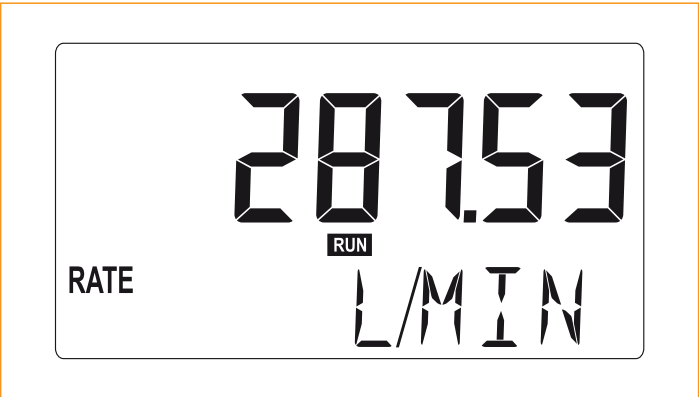
Enclosures

The smart design of the rugged IP65 (Type4) GRP enclosure ensures optimal advantages for various mounting possibilities. The B-Basic can be field or wall mounted or directly on the flowmeter.

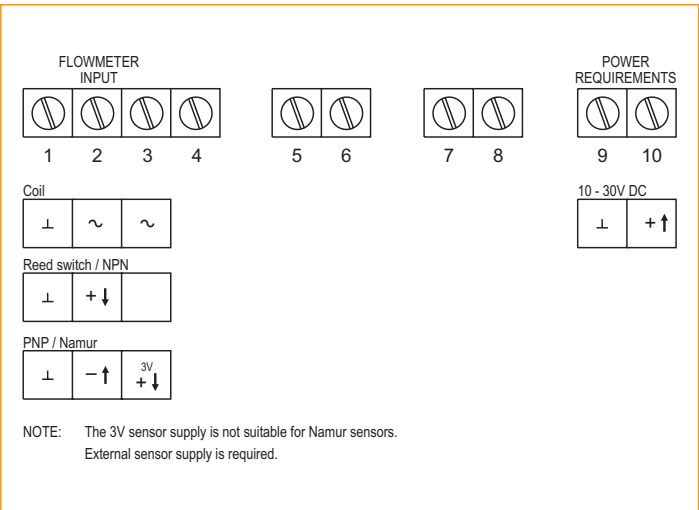
B-Basic application overview



B-Basic display example



B-Basic terminal connections



Technical specification

General

Display	
Type	High intensity transfective numeric and alpha-numeric LCD, with white LED backlight.
Dimensions	54 x 29mm (2.13" x 1.14").
Digits	Seven 12mm (0.47") and seven 7mm (0.28") digits. Various symbols and measuring units.
Refresh rate	During operation 8 times/sec, it will automatically switch to 1 time/sec after 30 sec without operation.

Operating temperature	
Ambient	-20°C to +60°C (-4°F to +140°F).

Power requirements	
Basic supply	10 - 30V DC. Standard consumption: Pmax. 60mW. With backlight: Pmax. 435mW.
<i>Note</i>	The basic power supply will also supply the backlight.
Battery	1 x 3.6V AA Lithium battery - life-time depends upon settings and configuration - up to approx. 2 years.

Sensor excitation	
Terminal 3	3V DC for pulse signals and 1.2V DC for coil pick-up, Iout max. 100µA.
<i>Note</i>	This is not a real sensor supply. Only suitable for sensors with a very low power consumption like coils (sine wave).

Terminal connections	
Type	Plug-in terminal strip. Wire max. 1.5mm².

Data protection	
Type	Non-volatile backup of all settings. Backup of running totals every minute. Data retention at least 10 years.
Pincode	Configuration settings can be pincode protected.

Directives & Standards	
EMC	Directive 2014/30/EU, FCC 47 CFR part 15.
Low voltage	Directive 2014/35/EU.
RoHS	Directive 2011/65/EU.
IP & NEMA	EN 60529 & NEMA 250.

Enclosure

General	
Material	GRP, IP65 (Type4), UV-resistant and flame retardant.
Window	Polyester foil, UV-resistant.
Sealing	EPDM gasket.
Control keys	Two industrial micro-switch keys.
Dimensions	92 x 92 x 60mm (3.62" x 3.62" x 2.36") - W x H x D.
Weight	200 gram / 0.44 lbs.

Signal input

Flow meter sensor	
Pulse inputs	Coil / sine wave (sensitivity: 80mVpp), NPN, PNP, reed-switch, Namur.
<i>Frequency</i>	Minimum 0Hz - maximum 7kHz for total and flow rate. Maximum frequency depends on signal type and internal low-pass filter. E.g. reed-switch with low-pass filter: max. frequency 120Hz.
<i>K-Factor</i>	0.000010 - 9,999,999 with variable decimal position.
<i>Low-pass filter</i>	Available for reed-switch.

Operational

Operator functions	
Displayed functions	<ul style="list-style-type: none">• Flow rate.• Total.• Accumulated total.• Reset total by pressing the CLEAR-key twice.

Total	
Digits	7 digits.
Units	L, m³, US gal, igal, Oil bbl, kg, lb or none.
Decimals	0 - 1 - 2 or 3.
Note	Total can be reset to zero.

Accumulated total	
Digits	7 digits.
Units / decimals	According to selection for total.
Note	Can not be reset to zero.

Flow rate	
Digits	7 digits.
Units	mL, L, m³, g, kg, ton, US ton, US gal, igal, Oil bbl, lb, cf or none.
Decimals	0 - 1 - 2 or 3.
Time units	/sec - /min - /hr - /day.

Datasheet B-Basic

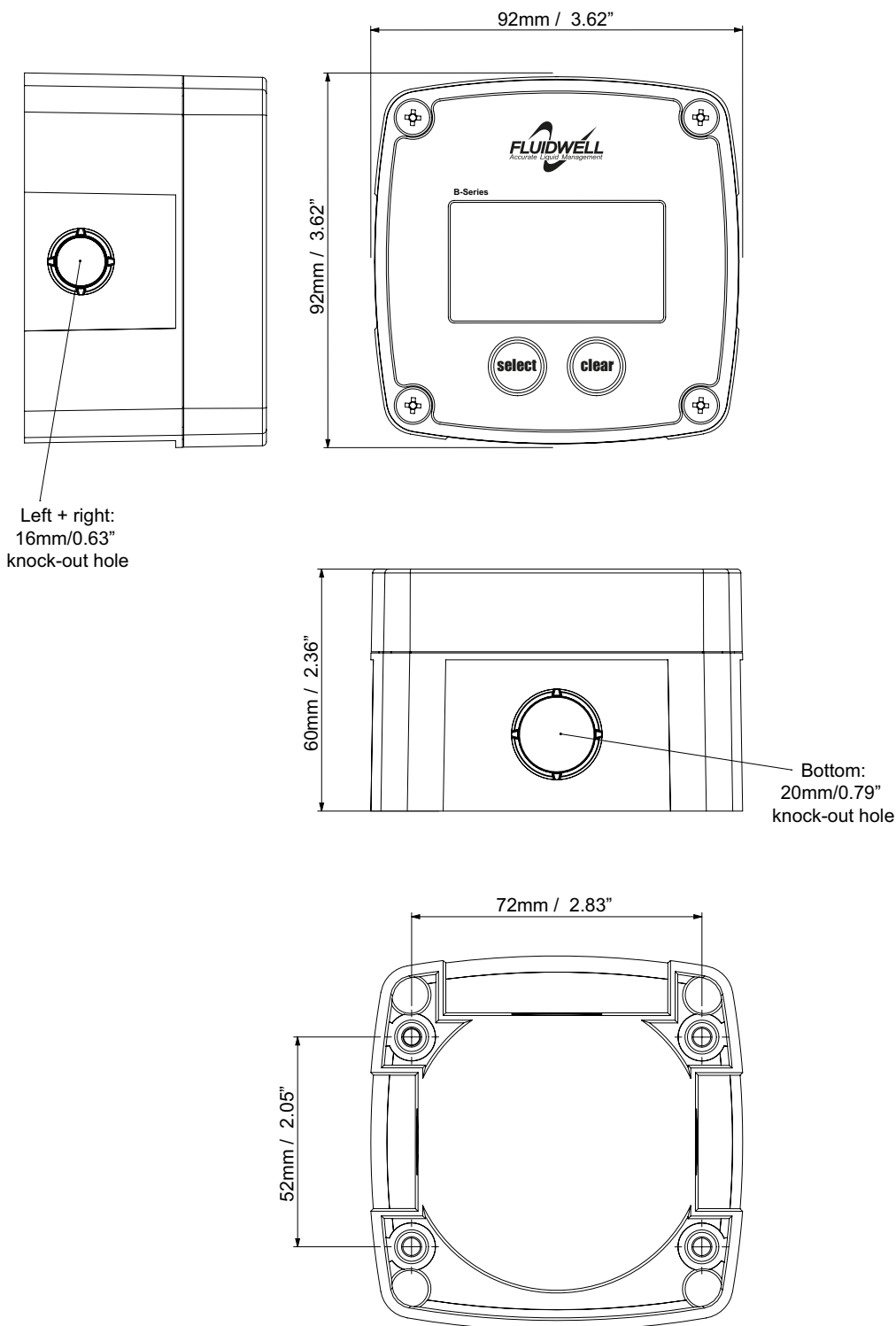
Basic with a capital B!



Reliable

Count on us.

Dimensions enclosure



Fluidwell bv
P.O. Box 6 • 5460 AA • Veghel
Voltaweg 23 • 5466 AZ • Veghel
The Netherlands

Telephone: +31 (0) 413 - 343 786
Telefax: +31 (0) 413 - 363 443
Email: displays@fluidwell.com
Internet: www.fluidwell.com



Important: Specifications are subject to change without notice.
Copyright: Fluidwell bv - 2016 - B_BASIC-DATA-EN-V1646